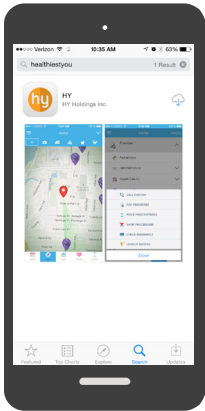


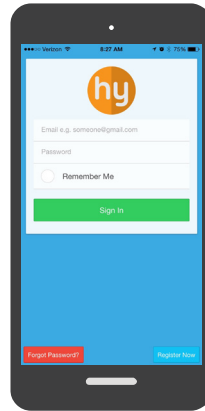


Setting up Your HealthiestYou App!



Step 1

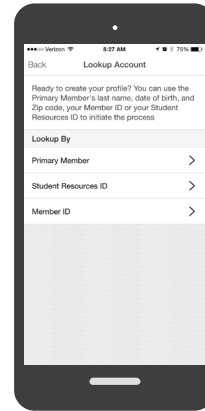
Search and download "HealthiestYou" or "HY" in the app store or Google Play! Available on your iPhone or Android device



Step 2

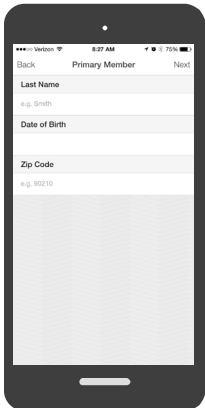
Click Register Now to get started

--Note, the app registration is separate from the online member portal registration



Step 3

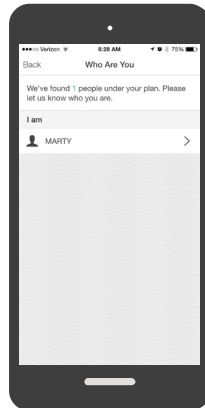
Select Primary Member



Step 4

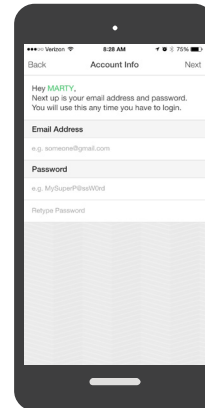
Enter the Primary Member's information:

- Last Name
- D.O.B.
- Zip Code



Step 5

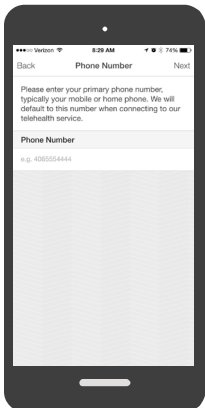
Click your name



Step 6

Enter your information

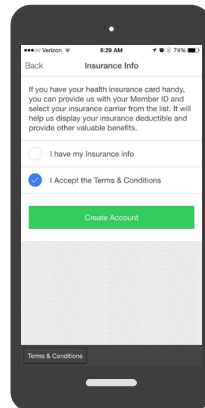
- Your email address
- Select a password
- Retype your selected password



Step 7

Enter your phone #

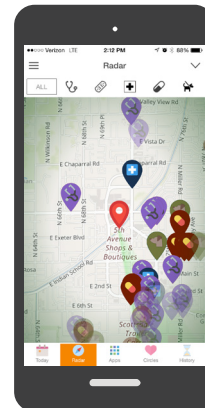
-- This will be the best # to have a physician reach you at.



Step 8

If you have your insurance card handy, select "I have my Insurance info". You can enter your insurance information later too.

- Accept the Terms & Conditions"
- Click Create Account



Step 9

Start!

- Talk to a doctor
- Locate a provider
- Price Procedures
- Compare RX Prices
- Find Recipes

